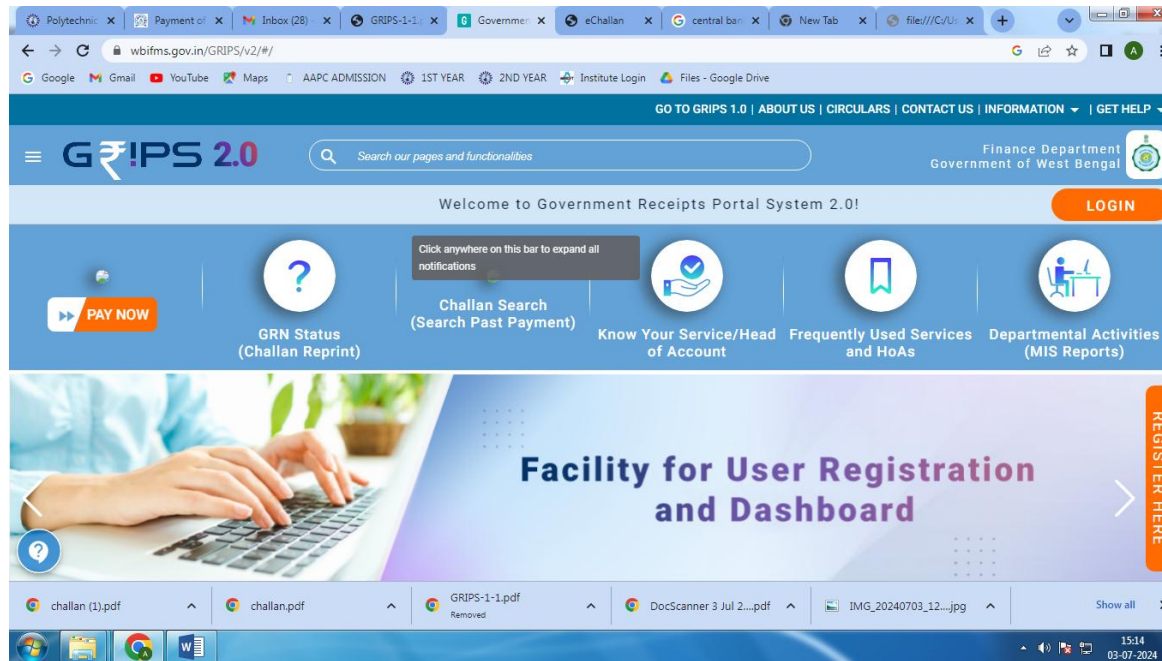


## How to pay the admission fees online?

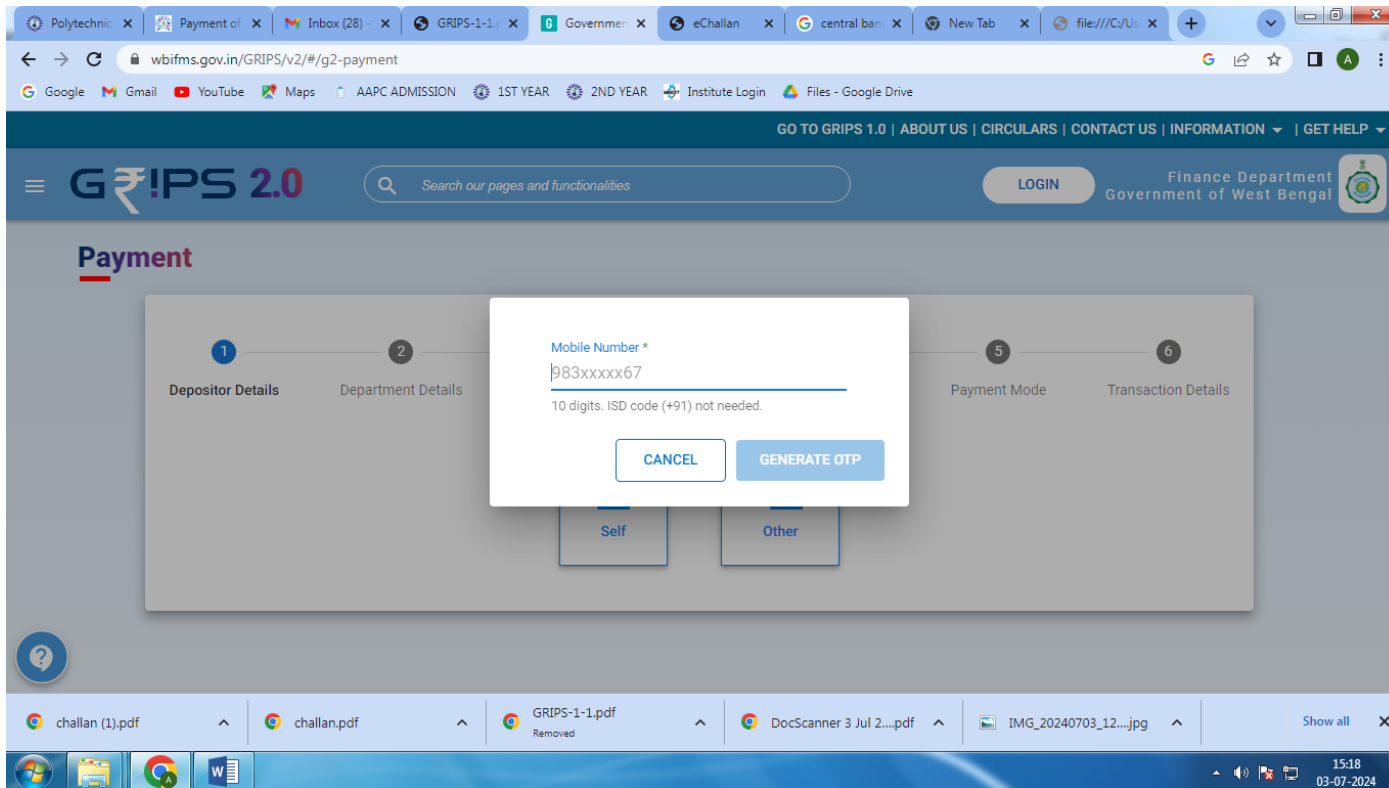
Admission Fees Rs 855 ( Rs.600/- and Rs.255/- )Payment Purpose Flow chart

Go to the GRIPS Website

<https://wbifms.gov.in>



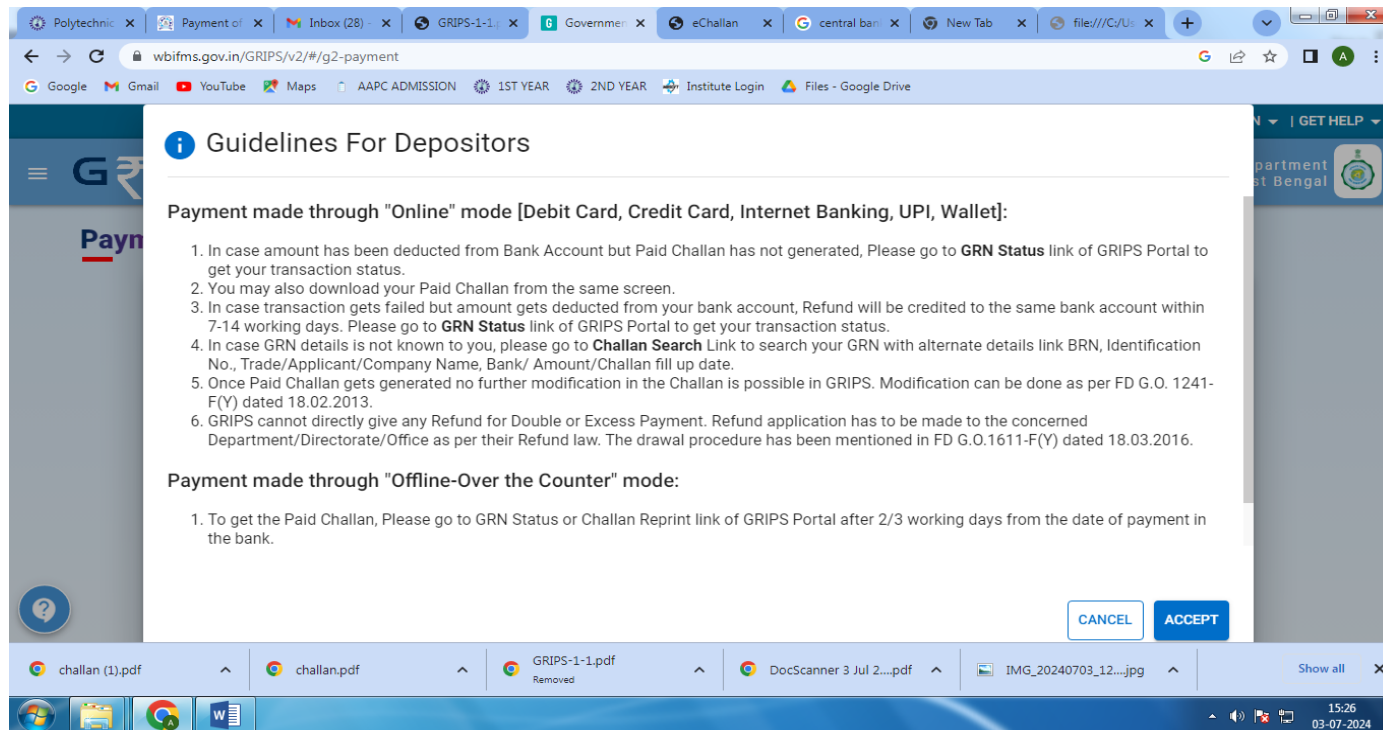
Then click the “pay now” Option on the Left corner



Put your 10 digit Mobile No.

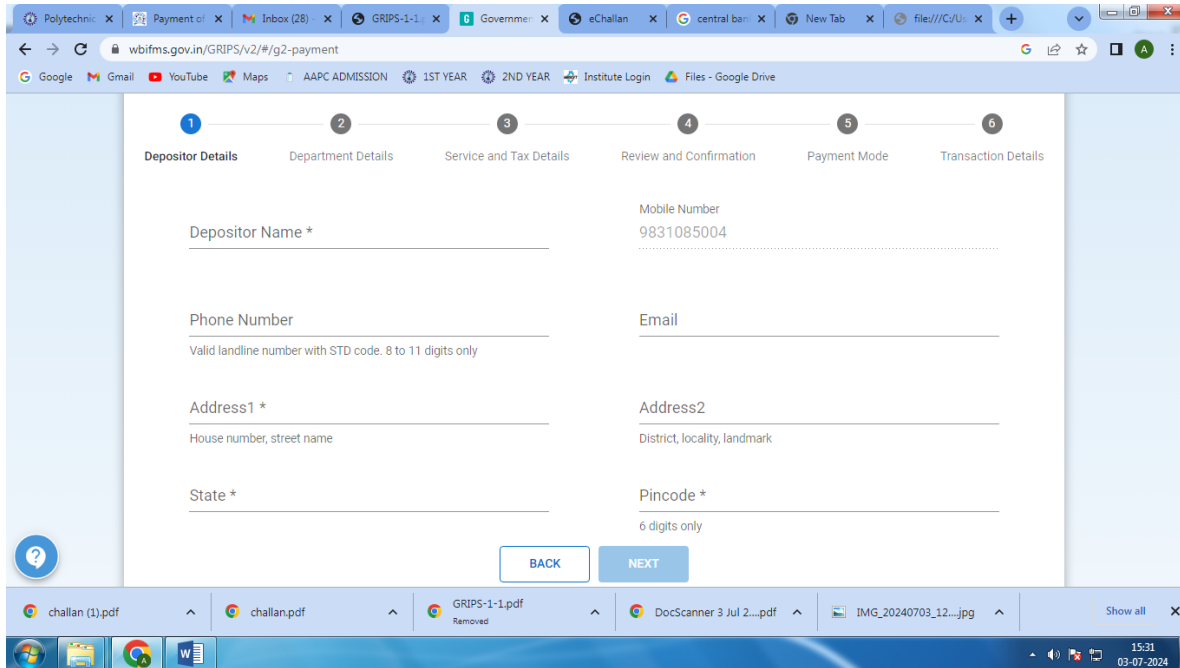
After that you get OTP on Your mobile. Put 6 Digit OTP

A new page will open, Guideline for Depositors



After going through the all instruction about payment carefully click on the **Accept** button.

A new pop up bottom is opened



Then fillup Your  
Depositor Name ,  
Phone No,

Email,

Address-1

Address-2

State

Pin code

After putting all necessary Data then click **NEXT** Button.

A popup Page Alert opens, then you confirm your documents are ok press **Confirm** Button. Then Department Details will open .Fill it

The screenshot shows a web browser window with the URL [wbifms.gov.in/GRIPS/v2/#/g2-payment](http://wbifms.gov.in/GRIPS/v2/#/g2-payment). The page displays a multi-step process for payment, with the 'Department Details' step (step 2) currently active. The form is titled 'You are paying for: acx' and contains the following fields:

Field	Value
Organization Name *	Technical Edu. & Training
Service *	Tuition fees for Polytechnic Institute
User Type *	Depositor
R.E.F. No: *	1223
District: *	NORTH 24-PARGANAS
Name of Polytechnic *	Adyapeath Annada Polytechnic College
Period From (dd/mm/yyyy): *	01/07/2024
Period To (dd/mm/yyyy): *	31/07/2024
Remarks:	1237

The form also includes a 'Date format : DD/MM/YYYY' instruction and a 'Know Your Service/HoA' link. The browser's taskbar at the bottom shows the system time as 15:06 on 08-07-2024.

Putting Organization Name- Technical Edu. & Training

Putting Services - Tuition fees for Polytechnic Institute

Ref No- General Rank No..... & ST/SC/OBC Rank No.....

District- North 24 Parganas

Name of Polytechnic- ADYAPEATH ANNADA POLYTECHNIC COLLEGE

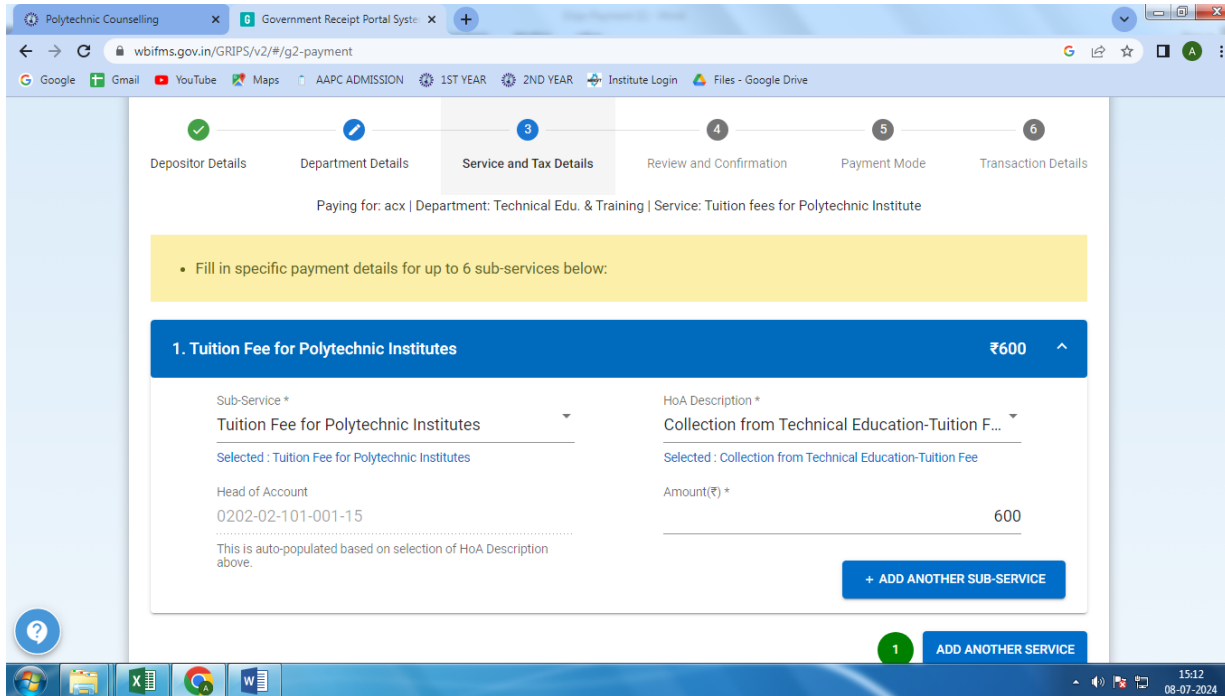
Period From - 01/07/2024

Period to- 30/06/2025

Remarks- Admission & Tution Fees

Then click Next Button

**A new window opens**



Sub Service- **Tuition Fee for Polytechnic Institutes**

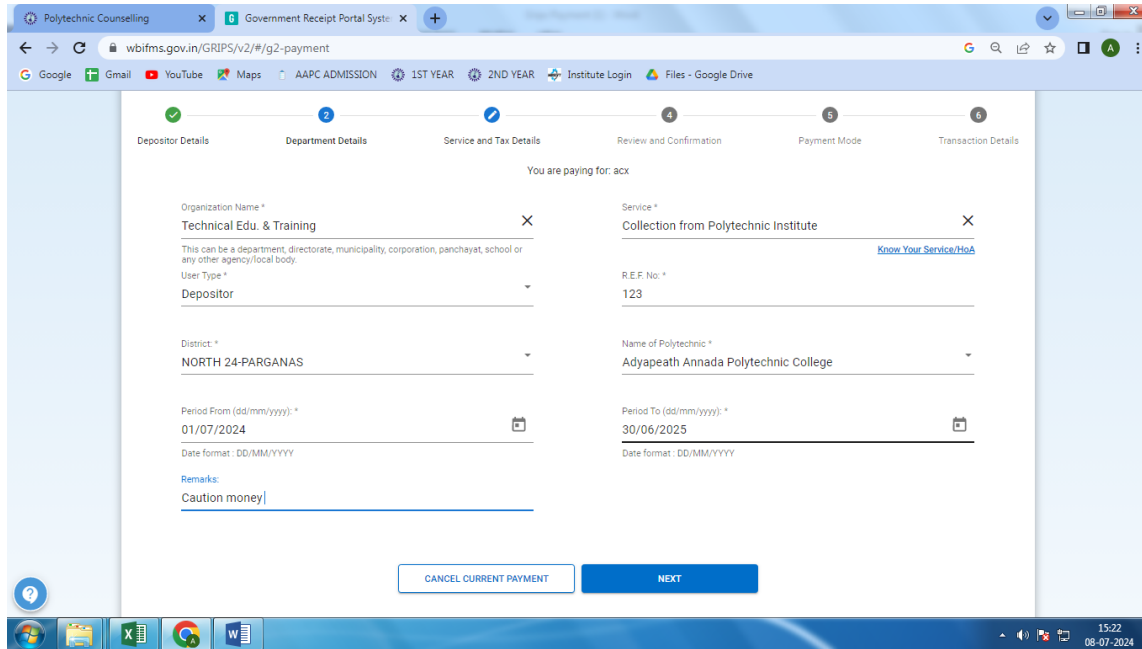
HOA Description - **Collection from technical education –Tuition Fees**

Head of Account - **0202-02-101-001-15**

Amount-**600**

Then click **“ADD ANOTHER SERVICE”** on right hand corner

A window open like this and fill up



Putting Organization Name- **Technical Edu. & Training**

Putting Services – **Collection from Polytechnic Institute**

Ref No- **General Rank No..... & ST/SC/OBC Rank No.....**

District- **North 24 Parganas**

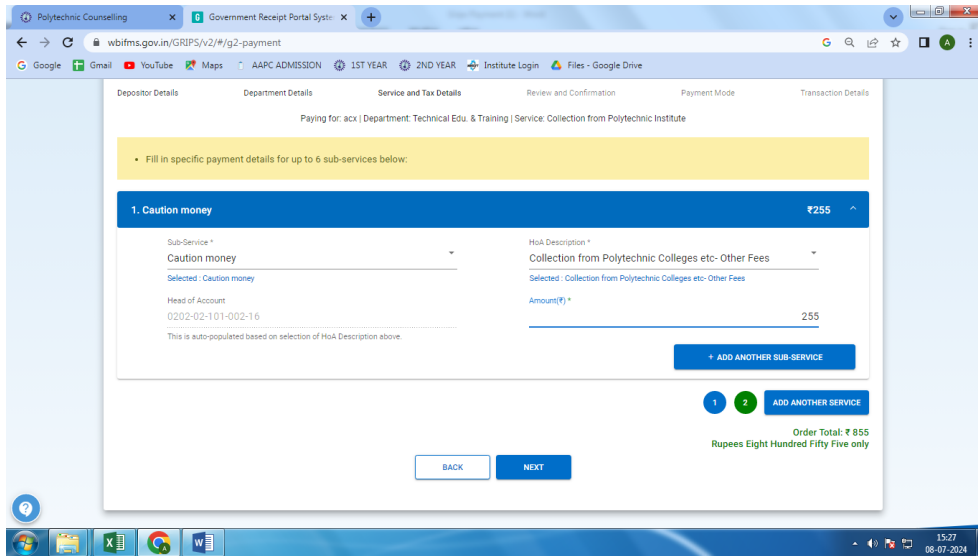
Name of Polytechnic-**ADYAPEATH ANNADA POLYTECHNIC COLLEGE**

Period From - **01/07/2024**

Period to- **30/06/2025**      Remarks- Caution Money



Then click **next** button



Sub Service- Caution Money

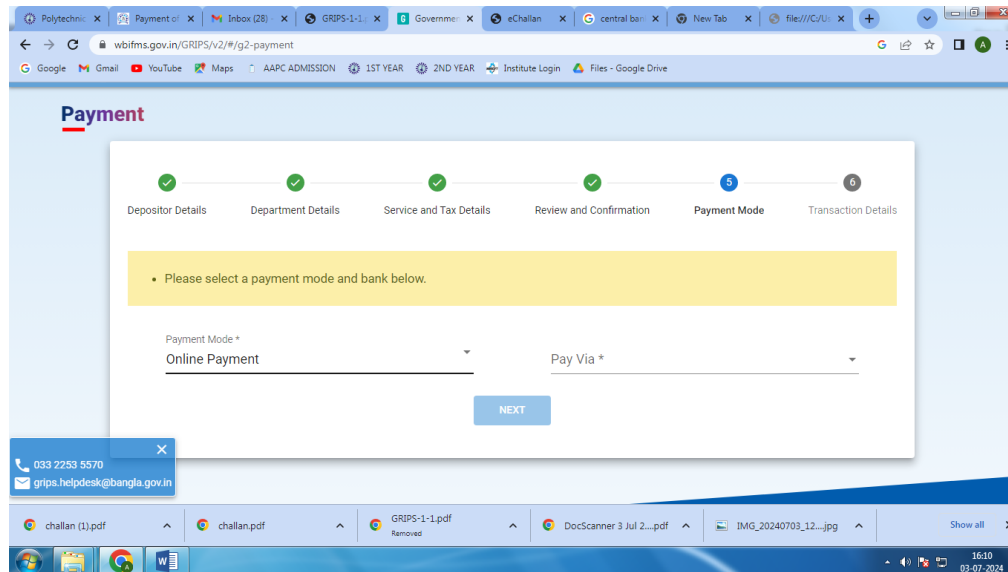
HOA Description - Collection from Polytechnic Colleges etc other Fees

Head of Account - 0202-02-101-002-16

Amount- Rs 255/-

Click **Next**

Then Review and Confirmation page open where you go through all details properly “verified and checked” box tick ok and process Next button



Payment mode page open. Select payment mode which is your comfortable for payment of Rs 855/- by online payment , Challan Counter Payment/NEFT/ECS/RTGS , Debit Card Payment

After successful payment of the said amount you must bring the receipt copy for admission taken purpose it is mandatory otherwise the admission will not be taken by Authority.